


# Create your own short story!



## Directions:

Create a title for your story.

Brain storm what the story should be about.

Write the story and share it with your friends and family. Print as many of page 4 as you need.

Then have your child illustrate part of the story.

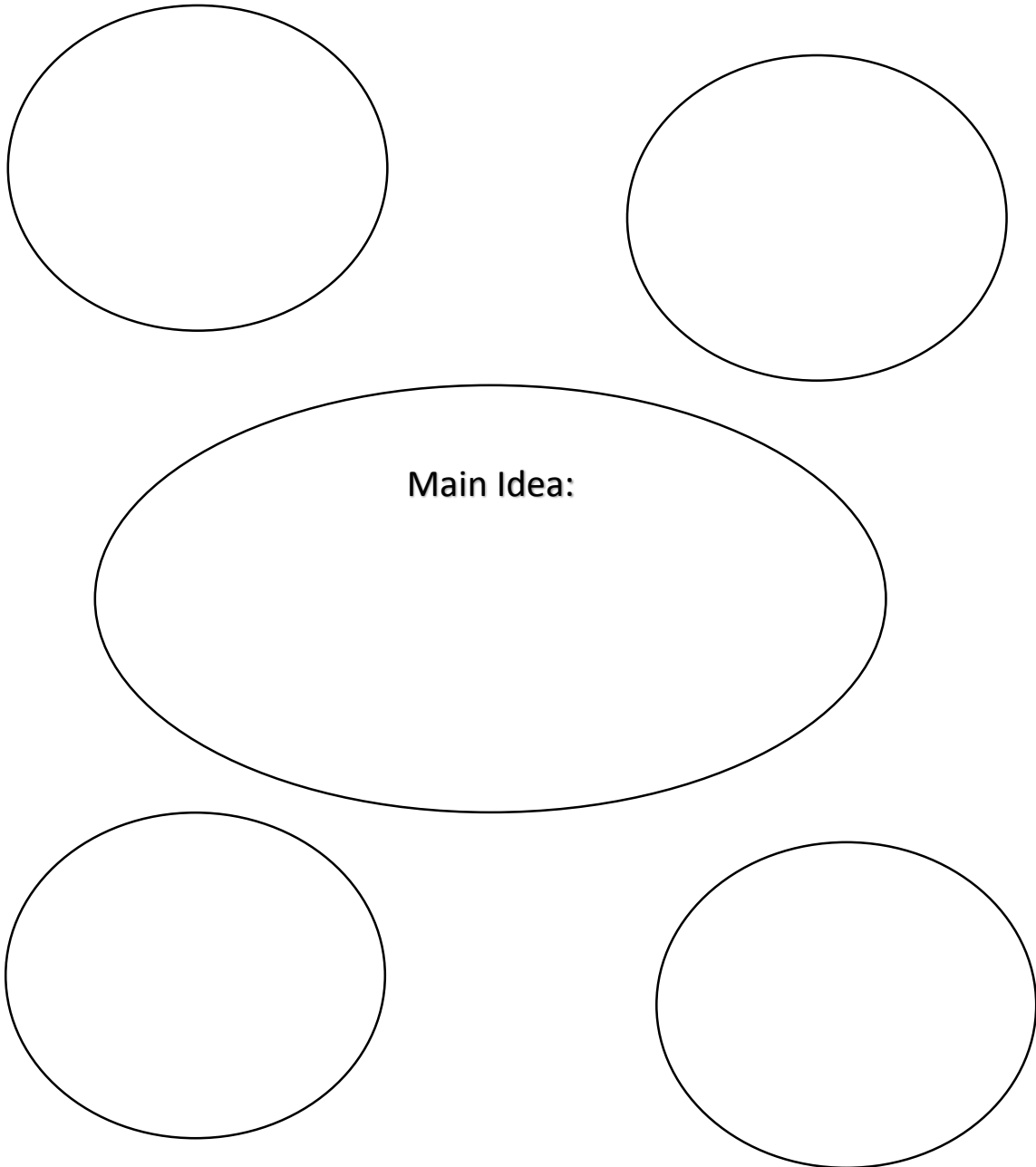
## Tips:

If your child cannot write or spell well you can help them by letting them dictate as you write the story.

where HE leads  
*We Follow*


## Brainstorm:

Think of who the story will be about. What will happen during the story? Think of different endings. Use the balloons below to organize your thoughts. *\*\*I created this thinking that we all brainstorm in different ways. Use the balloons to organize your thoughts the way it best works for you. We used them to make a timeline for the story so we hit each point as we went.*



Title: \_\_\_\_\_

Author: \_\_\_\_\_ Date: \_\_\_\_\_



\_\_\_\_\_

\_\_\_\_\_

\_\_\_\_\_

\_\_\_\_\_

\_\_\_\_\_

\_\_\_\_\_

\_\_\_\_\_

\_\_\_\_\_

\_\_\_\_\_

\_\_\_\_\_

\_\_\_\_\_

\_\_\_\_\_

---

---

---

---

---

---

---

---

---

---

---

---

---

---

---

---

---

---

---

---

---

---

---

---

---

---

---

---

---

---

---

---

---

---

---

---

---

---

---

---

---

---

---

---

---

---

A large, white starburst shape with a black outline, centered on the page. It has multiple points and a jagged, irregular border.

**The End**

# Design your own Building Block Man

